

Work Bench Fuel Tank



Model OT-250 Work Bench Fuel Tank

WARNING

DO NOT USE THE WORK BENCH TOP OF A MODEL OT-250 FUEL OIL TANK FOR CUTTING OR WELDING. FIRE OR EXPLOSION MAY RESULT.

DESCRIPTION

The Model OT-250 fuel tank is a 250-gallon, single-wall, indoor, UL listed fuel oil tank. Oil tanks often eliminate needed work and storage space, but the Model OT-250 oil tank is designed with a work bench top that allows the tank itself to be used as a work area. The tank has a large (12-1/2 sq ft) work surface with 2" side and rear retainer lips and 3" legs allowing for "toe space."

Tank construction is of 12 gauge carbon steel with all welded seams. The painted exterior coordinates with Reznor oil-fired heaters.

The Reznor Model OT-250 fuel tank is also engineered to facilitate installation. The 3" tank support legs not only provide "toe space" but are convenient for forklift handling. Each tank has the following connection ports — 2" supply, 2" gauge, 2" vent, 4" emergency vent, and 1" drain. Each port has heavy duty forged threads.

The Model OT-250 tank is UL listed to UL 142 Standard. Reznor requires the use of UL listed or equivalent tanks with all Reznor oil-fired heating products.

STANDARD FEATURES

- UL Listed
- All welded construction
- Heavy duty forged threads
- 2" Supply connection
- 2" Vent connection
- 2" Threaded port for a field-supplied gauge
- 4" Emergency vent connection
- 1" Drain connection
- Large work bench top
- 2" Retainer lips
- 3" Support legs

TECHNICAL DATA — MODEL OT-250

Capacity:	250 gallons
Dimensions (See reverse side):	
Length:	64"
Width:	30"
Height:	35"
Shipping Weight:	290 lbs.

OPTIONAL EQUIPMENT

- Heater stand for Reznor fan-type, oil-fired heater (for use with Model OH-95, OH-140, OH-190, RA-110, RA-140 or RA-235 only)



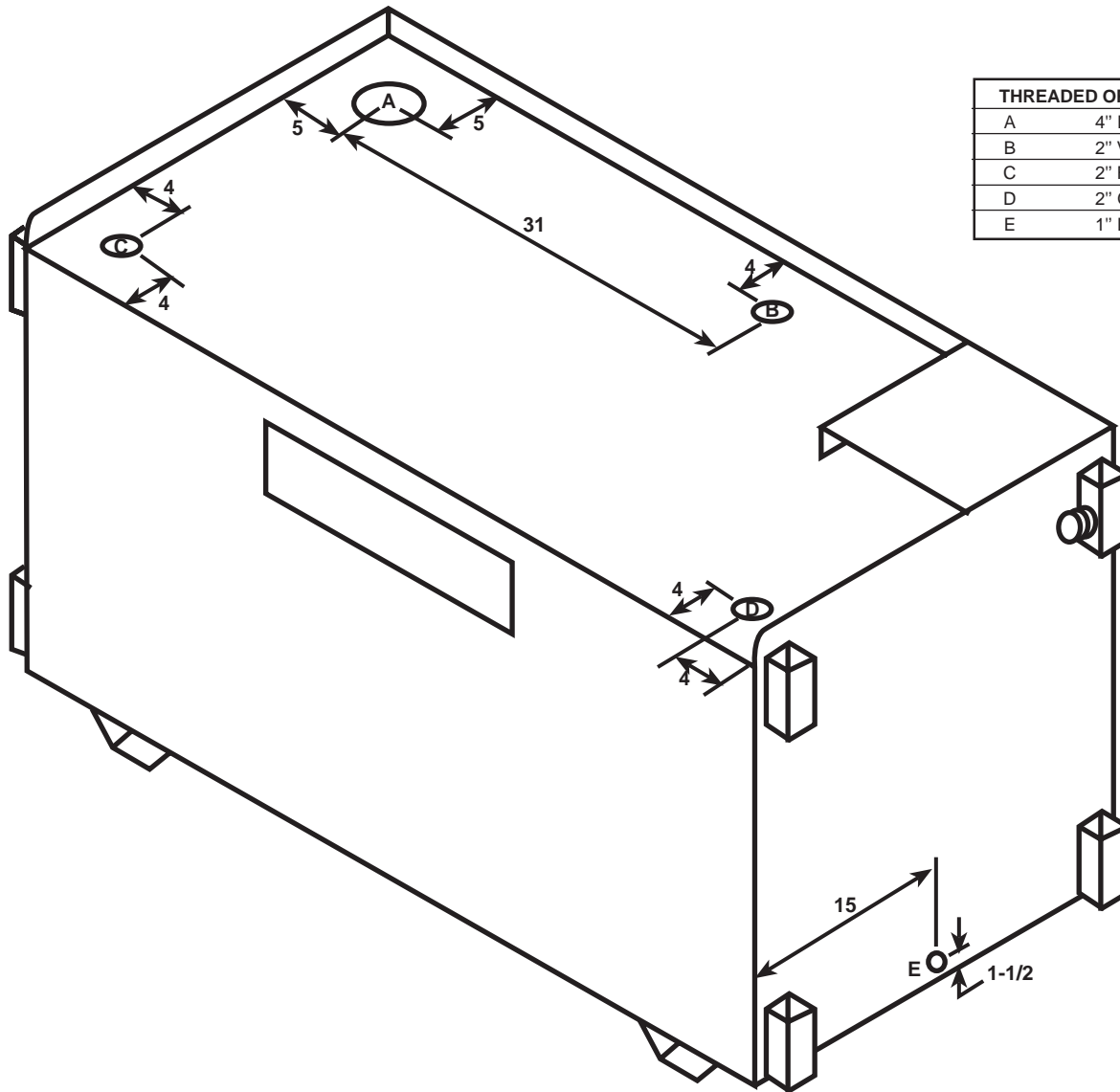
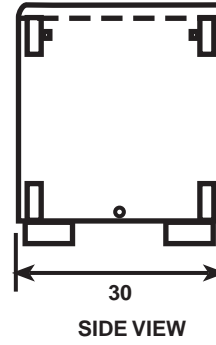
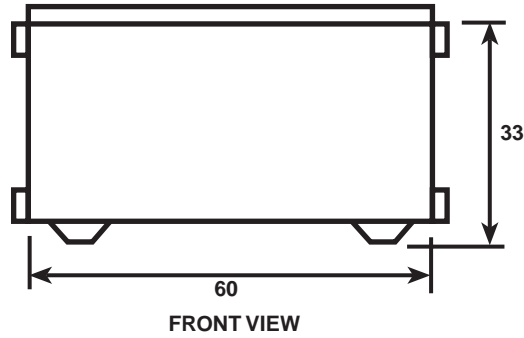
Model RA-235 Unit Heater (purchased separately)

Option ST-1 Heater Stand

Model OT-250 Work Bench Fuel Tank

Option ST-1 heater stand requires field assembly. Ship wt. is 75 lbs.

DIMENSIONS — Model OT-250



THREADED OPENINGS (NPT)	
A	4" Emergency Vent
B	2" Vent
C	2" Fill
D	2" Gauge
E	1" Drain